

Welcome to Year 3
with Miss Bunyan and Miss
Bowles

LEARNING SUPPORT ASSISTANTS

- 3T – Mrs Attwater
- 3B – Mrs Johnson

Planning Preparation and Assessment (PPA) Cover on Monday afternoons

- Mrs Davies
- Mrs Wilson

UNIFORM

All children must be in correct school uniform:

- Shoes must be black, no slip on shoes and no open toed sandals
- No jewellery is to be worn in school
- Bags must be appropriate school bags or backpacks, no handbags or suitcase style bags.
- Hair longer than collar length must be tied up with a black, white or navy blue hairband, extremes of fashion such as shaved patterns / lines or partings, colours, very short hair on one side with longer on the other etc. are not allowed.

Winter

Summer (Term 1, 5 and 6)



PE

Wednesday PM (outdoor) and Thursday PM (indoor)

Children can wear their PE kits to school on their PE days. The kit should be:

- a t-shirt (team colour)
- navy or black shorts
- trainers or plimsolls
- navy or black track suit bottoms and top (without zips, hoods or logos)



TOPICS

The topics we will be covering throughout the year are:

Terms 1 and 2- Ancient Egyptians

Term 3 – The Stone Age

Term 4 - Volcanoes

Term 5- Ancient Rome

Term 6 – Mountains

SCIENCE TOPICS

Term 1- *Animals including humans*

Term 2- *Forces and Magnets*

Term 3- *Rocks*

Terms 4 and 5- *Plants*

Term 6- *Light*

HOMework GRIDS, SPELLINGS AND TIMES TABLES


- Homework is given out each Monday on Class Dojo
- Weekly spellings are included
- A spelling 'quiz' is held the following Monday
- Number bonds/times tables are tested each Thursday

LEARNING TO READ AND WRITE USING PHONICS

Phonics teaching and learning is continued on a daily basis. The sessions are called *spelling workshops* where there is a focus on spelling patterns.

READING

- Reading will be the same as last year, we will be using the 'Accelerated Reading' scheme.
- Please use other reading materials at home and feel free to record them in the diary as well as your child's AR reading book.




WHAT IS ACCELERATED READER?

Accelerated Reader (AR) is a reading management and monitoring programme that aims to foster independent reading. The internet-based software assesses reading age, and gives pupils a reading level (ZPD number). Pupils take computerised quizzes on the books and will aim for a quiz target of at least 85%.

WHY USE ACCELERATED READER?

A study found that Year 7 pupils who were offered Accelerated Reader made 3 months' additional progress in reading compared to other similar pupils. For pupils eligible for free school meals the figure was 5 months' additional progress.

In primary school, research has shown that pupils using Accelerated Reader make significantly more progress.



HOW DOES AR WORK?

1. Pupils will be assessed at the beginning of the year on their reading understanding and fluency. This will give them a ZPD number.
2. Pupils will pick a book to take home based on their ZPD number. Please continue to read with your child as normal and fill in their reading log.
3. When they finish the book, pupils will take a short quiz in school.
4. Your child's teacher will monitor your child's quiz performance and adjust their ZPD number if necessary.
5. Children will be assessed using the AR STAR assessment up to 5 times throughout the year, which will help to inform their ZPD number.

Please note – AR books are categorised completely differently from our previous book band scheme. AR takes into account understanding as well as fluency, therefore please do not be alarmed if your child brings home a book with a lower band than they were on previously!

FINE MOTOR SKILLS AND HANDWRITING

IN YEAR 3

In Year 3, children will develop their fine motor skills through a range of activities.

We will also teach and support your children to:

- use the diagonal and horizontal strokes that are needed to join letters and understand which letters, when adjacent to one another, are best left unjoined
- increase the legibility, consistency and quality of their handwriting [for example, by ensuring that the down strokes of letters are parallel and equidistant; that lines of writing are spaced sufficiently so that the ascenders and descenders of letters do not touch.

Curly Caterpillars

c a d e s g f q o

Ladder Letters

l i u t y j

One-Armed Robots

n m h k b p r

Zig-zag Monsters

z n w x

More complex letters from the 4 families:

f j y

Digits 0 - 9

0 1 2 3 4 5 6 7 8 9


In Year 3, children will continue the foundations laid in Year 2 and be taught to join their letters using the correct diagonal and horizontal strokes more consistently and understand which letters are best left unjoined. Children should join their handwriting during independent writing.

SPELLING IN YEAR 3

CHILDREN ARE TAUGHT TO CONSOLIDATE AND CONTINUE THEIR PHONIC UNDERSTANDING THROUGH SPELLING WORKSHOP LESSONS (INCLUDING ETYMOLOGY, ROOT WORDS, PREFIXES, SUFFIXES AND SYLLABLES).

YOUR CHILDREN WILL ALSO BE WORKING ON THE FOLLOWING SPELLING PATTERNS AND RULES THIS YEAR INCLUDING:

- ADDING SUFFIXES -ER, -ING TO VERBS, FOR EXAMPLE: 'BEGINNER' AND 'BEGINNING'
 - WORDS CONTAINING 'Y' WHERE IT SOUNDS LIKE 'I', SUCH AS 'MYTH' AND 'GYM'
 - WORDS CONTAINING 'OU' WHERE IT SOUNDS LIKE 'U' SUCH AS 'YOUNG' AND 'TOUCH'
 - WORDS CONTAINING PREFIXES (GROUPS OF LETTERS ADDED TO THE START OF A WORD) SUCH AS MIS-, DIS-, IM-, IL-, IR-, RE-, SUB-, INTER-, SUPER-, ANTI-, AUTO-
 - WORDS CONTAINING SUFFIXES (GROUPS OF LETTERS ADDED TO THE END OF EACH WORD) SUCH AS -ATION, -LY
 - WORDS ENDING -SURE AND -TURE (SUCH AS 'MEASURE' AND 'CREATURE')
 - WORDS ENDING -SION, -TION, -SSION, -CIAN (SUCH AS 'CONFUSION', 'REJECTION', 'PERMISSION' AND 'MUSICIAN')
 - WORDS ENDING -OUS (SUCH AS 'DANGEROUS' AND 'COURAGEOUS')
 - WORDS CONTAINING CH WHERE IT SOUNDS LIKE 'SH' OR 'K' (SUCH AS 'CHEF' AND 'SCHEME')
 - WORDS ENDING -GUE AND -QUE (SUCH AS 'LEAGUE' AND 'ANTIQUE')
 - HOMOPHONES (PAIRS OF WORDS THAT SOUND THE SAME BUT ARE SPELLED DIFFERENTLY, FOR EXAMPLE: 'MEDDLE' AND 'MEDAL')
-



MATHS

We plan lots of practical maths activities to promote problem solving and mathematical thinking. We follow the White Rose scheme of learning.

What is MyMaths?

MyMaths is a whole-school interactive resource for use both in the classroom and at home. It is used to increase mathematical fluency and consolidate learning. Predominantly, we will be using MyMaths as an online homework platform.

Online Homework Time 1

Q1 Q1 - Setting the time
Set the time shown next to each clock by dragging the H and M labels.

Q2 fourteen minutes to nine ✓ eighteen minutes past eleven ✓

No calc

Total 4 8

You have scored 4 out of 4 for this question.

TUG OF WAR

Score 100

What comes next?
697, 698, 699, ?

GO

Online Homework Bar multiplication

Q1 Q1 - Bar models for groups and items
Match the bar models to the statements.

Q2

No calc

Total 0 15

3] You have scored 3] so far. Continue

8

2 groups with 8 items in each group ✓

4

3 groups with 4 items in each group ✓

2

8 groups with 2 items in each group ✓

Why use MyMaths?

MyMaths offers interactive lessons and homework tasks, all of which are matched to the National Curriculum. Children's answers are marked at the click of a button, providing immediate feedback. If children choose to, they can try homework tasks again. In fact, the resource provides limitless practice. In addition, MyMaths has a wide variety of games designed to motivate pupils to consolidate their maths skills whilst enhancing their enjoyment of the subject.

NUMBER BONDS AND TIMES TABLES


WEEKLY CHALLENGE

Number fluency is fundamental to being a successful mathematician which is why the children take part in weekly maths challenges.

Last year, the organisation of these challenges was updated to best support children across the school. Due to the success of this, the challenges will continue in this format. Progression has been carefully mapped across the school in line with the national curriculum to give the children a secure recall of key number facts relevant for their year group.

- Year 1 - represent and use number bonds and related subtraction facts within 20 and counting in twos, fives and tens from different multiples
- Year 2 - recall and use multiplication and division facts for the 2, 5 and 10 multiplication tables
- Year 3 - recall and use multiplication and division facts for the 3, 4 and 8 multiplication tables
- Year 4 - recall multiplication and division facts for multiplication tables up to 12×12
- Year 5/6 - multiply and divide whole numbers and those involving decimals by 10, 100 and 1000

The weekly maths challenge will happen on a Thursday.



RE



- RE is taught using 'The way, the truth and the life' throughout the school. The curriculum provides opportunities to develop knowledge and understanding of other religions and beliefs. Children are encouraged to be tolerant of the opinions and values of others.
- Whole school and Key Stage assemblies will be weekly.
- Above all, children are encouraged to grow in kindness, love and understanding of those around them and to understand that they should be treated with the same consideration.

COMPUTING

Is covered in a variety of ways across the curriculum.

For example, children may be asked to use computing skills to present some research they have carried out on our Science, History or Geography topics.

Purple Mash is an award-winning website for nursery and primary school children. It enables children to explore and enhance their computing knowledge in a fun and creative way.

- all children should know their logging on information
- where possible they should be able to use this scheme of work at home
- Occasionally there will be 'to do' tasks included in homework.

OUTDOOR LEARNING



OPAL

AT ST THOMAS MORE, WE HAVE ADOPTED THE OPAL PRIMARY PROGRAMME (OUTSIDE PLAY AND LEARNING) TO PROMOTE FREEDOM FOR CHILDREN TO EXPLORE PLAY IN THEIR OWN IMAGINATIVE WAYS, USING FOUND AND GATHERED RESOURCES IN THE NATURAL OUTDOOR ENVIRONMENT DURING LUNCH TIMES. OUR GROUNDS ARE FANTASTIC BUT HAVE BEEN SIGNIFICANTLY UNDERUSED DURING THE WINTER /SPRING MONTHS DUE TO THE WET FIELD AREA. AS A RESULT, WE HAVE DECIDED TO OPEN UP SPECIFIC AREAS OF THE GROUNDS DURING THE WINTER MONTHS AS LONG AS CHILDREN HAVE THE CORRECT OUTDOOR WEAR.

PLEASE ENSURE THAT YOUR CHILD HAS A PAIR OF WELLINGTON BOOTS IN SCHOOL, WHICH CAN BE KEPT HERE PERMANENTLY. SUITABLE COATS/ RAINSUITS ARE ALSO RECOMMENDED AS THE WEATHER CHANGES.

IF YOU HAVE ANY OLD WELLIES YOU WOULD BE WILLING TO DONATE, WE WOULD BE GRATEFUL FOR THEM TOO.

MRS BAXTER AND THE PLAY TEAM ARE LOOKING FORWARD TO :

- CHILDREN ACCESSING MORE AREAS OF THE SCHOOL GROUNDS DURING THE WINTER/SPRING MONTHS
- CHILDREN EXPLORING, BUILDING DENS, RUNNING, HIDING, HAVING FUN AND GETTING DIRTY
- CHILDREN INVOLVED IN ACTIVITIES OTHER THAN THOSE WITH A SPORTS FOCUS
- CHILDREN TAKING RESPONSIBILITY FOR THEMSELVES, THEIR GAMES, EACH OTHER, THE ENVIRONMENT AND THEIR RESOURCES

IF YOU WOULD LIKE MORE INFORMATION ON OPAL, PLEASE VISIT THEIR WEBSITE AT [HTTP://OUTDOORPLAYANDLEARNING.ORG.UK](http://outdoorplayandlearning.org.uk)

Muddy Puddles

We also follow The Muddy Puddle Approach, which is a type of outdoor learning that allows the children to be outside whilst still embedding and learning academic curriculum linked subjects. So, rather than only doing number work in books we will also take the learning outside.

For example, we could make number ladders from sticks and jump up the ladders counting in 10's!

The Muddy Puddle Teacher ideas are all really fun and make the children feel as if they are playing whilst learning at the same time.

You can find out more and get free resources for home at:

www.themuddypuddleteacher.co.uk



HOUSEKEEPING

- Please label ALL clothing - a permanent marker is the simplest and easiest way to refresh labels.
- Your child needs a labelled water bottle in class daily.
- School dinners need to be booked and paid for online through the Caterlink Limited website.
- If you need to send in money, place it in an envelope clearly marked with your child's name and what the money is for.
- Queries - please write any questions in the diary and we will reply.

ANY QUESTIONS?