

Welcome to Year One



**Mrs. Stevens
and Miss Carter**

Learning Support Assistants

- 1D - Mrs. Byrne
- 1J – Mrs Featherstone

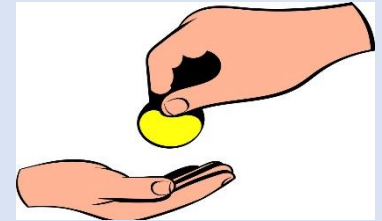


General information

- Please label ALL clothing and belongings- we spend hours looking for jumpers, cardigans, shoes, water bottles.
- Please make sure that the children are in correct uniform with appropriate hairstyles. Long hair must be tied back and no patterns/ lines cut into the hair.

Terms 5, 6 and 1 - summer uniform

Terms 2, 3 and 4 - winter uniform



- Please check the school website for further uniform information.
- We have an online system of payments called “Gateway” and you can send money that way.
- Your child needs a named water bottle in class with a sport lid.


This is because the children keep the bottles on their desk which then get knocked over and spill on their work.




- Home time collection – if there are any changes from the usual list of adults that can collect your child, please inform us by emailing the office, phoning the school or a note in the diary. Unfortunately, we can't allow a child to go with an adult unless there is parental consent.

Communication

- Urgent messages can be conveyed before the day starts, via the office or write a note in the diary as these are checked first thing every day.
- Sometimes, letters are put in the children's reading folders. It is important that you check your child's diary and folder everyday. We often put information stickers in the diaries with important dates or notices on Dojo.
- Important information is also sent by email and texts. Everything can also be found on our school website.
- Keep an eye on the Year 1 page on our school website for photos and information of our learning journey.
- <https://www.st-thomasmore.medway.sch.uk/>





Reading Books

All children will have a reading book/s sent home with them in the next few weeks.

Reception and Year 1

Children in Reception and Year 1 will receive two reading books each week. One book will be a phonics reading book, the other will be a reading for pleasure book of their choice. Year 1 will change their books on a Monday. The phonic book which are sent home with your child will be specific to their level of phonics and they will be fully decodable (meaning your child will be able to break down all words except tricky words which are learnt by sight). Children are free to choose their own books, therefore they may choose the same book more than once – this is ok, repetition builds fluency.

- You are welcome to continue to use Oxford Owl online to access more reading material.



Reading Books

- What are decodable books?
- Decodable books are books a child can read independently once they have been taught the phonics at that level.
- Why should my child read decodable books?
- Decodable books consolidate the phonics taught in your child's classroom. With step-by-step progression, the child succeeds at each level while learning the phonics needed to become a fluent reader. This approach develops confident readers with reliable reading strategies. Your child should know around 80% of the sounds within the phonic reading books which are sent home.





Why only 1 or 2 books a week?

- The more a child reads, the larger their vocabulary becomes. When a child reads or hears the same book multiple times, they become familiar and comfortable with a greater number of words.
- Hearing favourite stories read aloud helps children become aware of the pattern and rhythm of text. Language is more than just words — it's how words sound and connect to each other. Parents can model the rhythms of reading for children who are just learning how language works.
- Fluency is the ability to read text “accurately, quickly, and with expression.” Repetitive reading allows a child to read without stumbling or stopping, and reading time becomes more pleasant for everyone. Once a child masters one book, it makes moving on to another more appealing.
- Reading comprehension is the ability to understand all the components of a story — from plot to character development to symbolism. Comprehension is “the essence” of reading. Each time your child reads or hears a book read to them, they learn more about the story itself. Each pass through the text or illustrations allows them to dive deeper into the story's meaning, preparing them for more complex narratives later on.
- With fluency and comprehension comes greater reading confidence. Children who can follow a story and don't stumble over words are more self-assured about their abilities and more likely to enjoy reading.

Don't forget that daily reading can include...

- A recipe
 - Instructions (e.g. constructing a Lego toy)
 - Labels and captions
 - Street and advertising signs
 - A menu
 - Timetable
 - A map
 - Lists (e.g. shopping, contents)
 - A Prayer or hymn
 - Songs and nursery rhymes
 - Comics and magazines
 - A book from home
 - Kindle books
 - A library book
- Above all...it should be fun!**



Phonics

- We follow the Twinkl government accredited phonics scheme.
- We teach phonics by using mnemonics such as 'oi, oi coin' or 'oa, oa boat'.
- The statutory Phonics Screening Test is held in June (please don't take your children on holiday!) and consists of 40 words- 20 real words and 20 pseudo or 'alien' words.



oa oa boat
(real word)



sproong
(pseudo word)

- The children are not aware that this is a test. We do lots of practise tests prior and are unaware of when they are taking the actual test.

Fine Motor Skills and Handwriting in Year 1

In Year 1, children will develop their fine motor skills through a range of activities.

We will also teach and support your children to:

- sit correctly at a table, holding a pencil comfortably and correctly.
- begin to form lower-case letters in the correct direction, starting and finishing in the right place.
- form capital letters
- form digits 0-9
- understand which letters belong to which handwriting 'families' (i.e. letters that are formed in similar ways) and to practise these.

Children will be taught to **pre-cursive handwriting** and form them in the following letter families:

Curly Caterpillars

c a d e s g f q o

Ladder Letters

l i u t y j

One-Armed Robots

n m h k b p r

Zig-zag Monsters

z N W X

More complex letters from the 4 families:

f j y


Digits 0 - 9

0 1 2 3 4 5 6 7 8 9

Transitioning from FS

- Year 1 work alongside Foundation Stage and have built on their style of learning to help the children make the transition more easily.
- We follow Year 1 objectives and make the children's learning fun. Your child will have the opportunity to explore and investigate various different activities across the morning in a focus group in Phonics, Maths or English. During the afternoons, we do subjects such as Science, Geography, History, RE, Music, Art and DT, PSHE etc.





RE



- RE is taught using 'The way, The truth and the Life', throughout the school. The curriculum provides opportunities to develop knowledge and understanding of other religions and beliefs. Children are encouraged to be tolerant of others opinions and values
- The whole school attends three assemblies a week, two of which are 'prayerful' gatherings and prayers are said daily in class. The whole school attend Mass periodically throughout the year
- Above all, children are encouraged to grow in kindness, love and understanding of those around them and to understand that they should be treated with the same consideration.

Topics

- Term one – What are my five senses?
 - Term two – Where do we live?
 - Term three – What is on the moon?
 - Term four – How do we know about dinosaurs?
 - Term five - Where is Africa in the world?
 - Term six – Is a pirate's life for me?
-
- In Term six our school trip is usually at Chatham Historic Dockyard where the children are encouraged to dress up as pirates for the day!
 - Arrrrrr me shipmates!



PE

- PE is on Monday afternoon and a Friday morning.
- Your children require named school PE kit.

T-shirt (house colour)
plain navy tracksuit top
plain navy tracksuit bottoms
trainers or plimsolls.

- The children must come to school wearing their PE kit.





Outdoor Learning



OPAL

At St Thomas More, we have adopted the OPAL Primary Programme (Outside Play and Learning) to promote freedom for children to explore play in their own imaginative ways, using found and gathered resources in the natural outdoor environment during lunch times. Our grounds are fantastic but have been significantly underused during the winter /spring months due to the wet field area. As a result, we have decided to open up specific areas of the grounds during the winter months as long as children have the correct outdoor wear.

Please ensure that your child has a pair of wellington boots in school, which can be kept here permanently. Suitable coats are also recommended as the weather changes.

If you have any old wellies you would be willing to donate, we would be grateful for them too.

Mrs Baxter and the Play Team are looking forward to :

- Children accessing more areas of the school grounds during the winter/spring months
- Children exploring, building dens, running, hiding, having fun and getting dirty
- Children involved in activities other than those with a sports focus
- Children taking responsibility for themselves, their games, each other, the environment and their resources

If you would like more information on OPAL, please visit their website at

<http://outdoorplayandlearning.org.uk>



Muddy Puddle

We also follow The Muddy Puddle Approach, which is a type of outdoor learning that allows the children to be outside whilst still embedding and learning academic curriculum linked subjects. So, rather than only doing number work in books we will also take the learning outside.

For example, we could make number ladders from sticks and jump up the ladders counting in 10's!

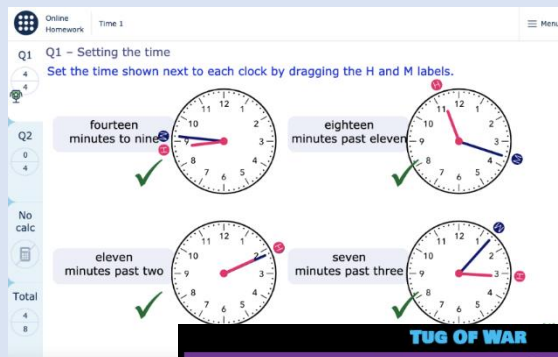
The Muddy Puddle Teacher ideas are all really fun and make the children feel as if they are playing whilst learning at the same time.

You can find out more and get free resources for home at:

www.themuddypuddleteacher.co.uk

What is MyMaths?

MyMaths is a whole-school interactive resource for use both in the classroom and at home. It is used to increase mathematical fluency and consolidate learning. Predominantly, we will be using MyMaths as an online homework platform.



Online Homework Bar multiplication Menu

Q1 Q1 – Bar models for groups and items
Match the bar models to the statements.

Q2
No calc
Total

2 groups with 8 items in each group
3 groups with 4 items in each group
8 groups with 2 items in each group

You have scored 3 so far. Continue

Why use MyMaths?

MyMaths offers interactive lessons and homework tasks, all of which are matched to the National Curriculum. Children's answers are marked at the click of a button, providing immediate feedback. If children choose to, they can try homework tasks again. In fact, the resource provides limitless practice. In addition, MyMaths has a wide variety of games designed to motivate pupils to consolidate their maths skills whilst enhancing their enjoyment of the subject.

MyMaths

- MyMaths is monitored by the class teacher
- Each time a task is attempted, the questions are changed but are following the same strand of Maths being covered
- We can see how many times an activity is attempted
- CT will not comment on every attempt or task

Online Homework Bar multiplication Menu

Q1 Q1 – Bar models for groups and items
Match the bar models to the statements.

0
7

Q2
0
8

No calc

Total
0
15

2 groups with 8 items in each group

3 groups with 4 items in each group

8 groups with 2 items in each group

[3]

You have scored $\frac{3}{3}$ so far. Continue



Online Homework Time 1 Menu

Q1 Q1 – Setting the time
Set the time shown next to each clock by dragging the H and M labels.

Q2
0
4

No calc

Total
4
8

fourteen minutes to nine

eighteen minutes past eleven

eleven minutes past two

seven minutes past three

[4]

You have scored 4 out of 4 for this question.

Year One Expectations

Our Golden Rules

- 1) Follows instructions. Listen to all adults working in the school.
- 2) Be gentle, kind and polite, keep hands, feet and unkind words to yourself.
- 3) Value people's belongings and respects the school's and other people's property.
- 4) Be honest and tell the truth.



**GOLDEN
RULES**

Thank you for your continued support.

